

Sounder Bases

SIGA-AB4G, SIGA-AB4G-LF,
SIGA-AB4GT, SIGA-TCDR



SIGA-AB4G-LF



SIGA-AB4GT



SIGA-AB4G



7300-1657: 0222
7300-1657: 0322
7300-1657: 0308

Overview

The Signature Series AB4G sounder bases add audible output functions to any Signature Series detector. Bases can operate as independent local alarms, or as part of a zone or system alarm with synchronized audible output.

Three models provide a full range of features that meet application needs and mandated code-compliant requirements:

SIGA-AB4G bases provide sounder capability to Signature Series single-function smoke detectors. They are not intended for use with combination smoke/CO devices in Fire-plus-CO mode.

SIGA-AB4GT bases provide sounder capability to Signature Series single-function smoke detectors, as well as combination smoke/CO detectors when used with a SIGA-TCDR Temporal Pattern Generator.

SIGA-AB4G-LF bases provide 520 Hz low frequency sounder capability to Signature Series single-function smoke detectors, as well as combination smoke/CO detectors in Fire-plus-CO mode when used with a SIGA-TCDR Temporal Pattern Generator. The SIGA-AB4G-LF is suitable for applications requiring low frequency audible tones.

All bases are compatible with first and second generation Signature Series intelligent detectors when properly configured.

SIGA-AB4G sounder bases match the finish of Signature Series devices, and the sound output slots complement the air entry openings of the detector. The result is a compact unit with an attractive appearance.

Standard Features

- **Low frequency model available**
Code-compliant 520 Hz output.
- **Temporal or steady tone**
Jumper selects steady or synchronized temporal output.
- **High or low dB output**
Jumper selects low or high dBA output.
- **Single or group operation**
Optional polarity reversing module configures base for group alarm output.
- **UL268 and UL464 listed**
UL listing under smoke detector and audible signal standards allows application as smoke alarm and/or audible signal.
- **Attractive installation**
Flush mount to a wide selection of North American boxes or surface mount to optional custom-matched box.



الاتحاد لأنظمة اطفاء الحريق والحماية
UNION FIRE PROTECTION

Application

Signature Series AB4G sounder bases are for use with Signature Series detectors in applications where localized or group alarm signaling is required. They are listed by Underwriters Laboratories under the UL268 and UL464 standards, allowing their application where both life safety alarms and/or notification appliances are required.

Programming and Field Configuration

Each AB4G base uses the same address and programming label as the detector it supports.

AB4G sounder bases can be set to simply operate according to the state of its detector, or configured through system programming to operate in conjunction with all sounder bases on the same circuit. They can also be controlled by program rules. Available operating modes are determined by the system that supports the Signature data loop.

Bases may be configured in the field for either high or low dB output. When used for fire alarm-only applications (i.e.: not with CO detectors), AB4G bases may be configured for steady or temporal output. The default setting is high dB with temporal output.

Group Activation and Synchronization

AB4G sounder bases on the same circuit may be activated as a group or zone with the use of a SIGA-CRR polarity reversal module, and the group or zone may be synchronized audible output with the use of a G1M-RM signal master.

Combination Smoke/CO Applications

SIGA-AB4GT and SIGA-AB4G-LF audible bases may be used with combination smoke/CO detectors when a SIGA-TCDR is installed on the same Signature data loop.

The output of these bases is field-configurable for Fire Alarm mode, or Fire Alarm plus CO Alarm mode. The SIGA-AB4G-LF has two operating modes: fire output only, where the unit produces a T3 tone; and, a Fire-plus-CO mode. In the Fire-plus-CO mode, the NAC circuit requires a SIGA-TCDR module to generate and synchronize the TC3 and TC4 tones. These two distinctive tones are necessary to differentiate fire alarm signals from CO alarm signals.

Depending on the system supporting the Signature loop, the base can follow the state of the device it supports, or be controlled by program rules.

Low Frequency Applications

The low frequency model (SIGA-AB4G-LF), features a distinctive 520 Hz signal and is ideal for hotels, dormitories, and other commercial sleeping occupancies. This base can be set for low dB output with a jumper cut that reduces audible output by about 4 dB. For commercial sleeping rooms, most codes and standards require 75 dBA-fast at the pillow.

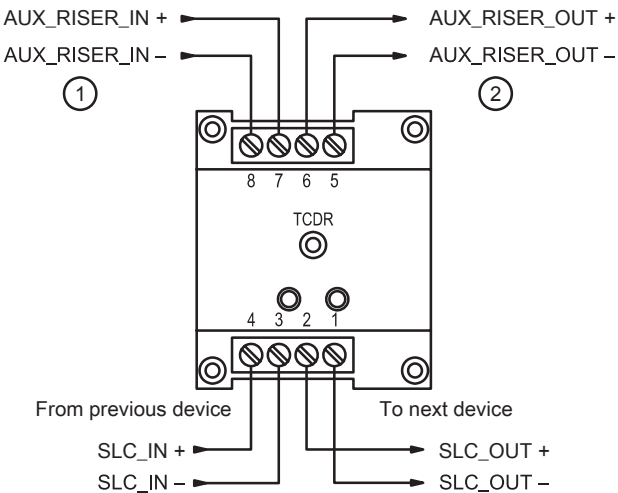
SIGA-TCDR Temporal Pattern Generator

The SIGA-TCDR Temporal Pattern Generator is an address-able device that generates CO and fire signal sound patterns for AB4GT and AB4G-LF sounder bases. The control panel sends synchronization and channel commands to the SIGA-TCDR; the channel selection determines the pattern. In the U.S. Channel 1 is TC3 and Channel 2 is TC4. In Europe, Channel 1 is TC4 and Channel 2 is TC3 (in case both channels are activated Channel 1 has priority). Other markets depend on local requirements.

Temporal patterns

Name	Code	Used for
TC4	NFPA 720	CO
TC3	NFPA 72	Fire

The SIGA-TCDR module uses two addresses on the signaling line circuit (SLC). Address 1 is tied to Channel 1; Address 2 is tied to Channel 2.



- 1. Use a power-limited and regulated 24 VDC primary or auxiliary power supply that is UL/ULC listed for fire protective signaling systems.
- 2. Power out to AB4GT sounder base or listed EOL relay and supervising module

Depending on the type of alarm, the panel can select the corresponding pattern and send the activation command to the SIGA-TCDR.

To control all sounder bases in the loop, use a SIGA-CRR module. The panel sends a signal to the SIGA-CRR causing it to reverse polarity. With the polarity on the riser reversed, all the sounder bases on this loop activate. The SIGA-TCDR maintains synchronization by processing the SYNC commands from the loop controller.

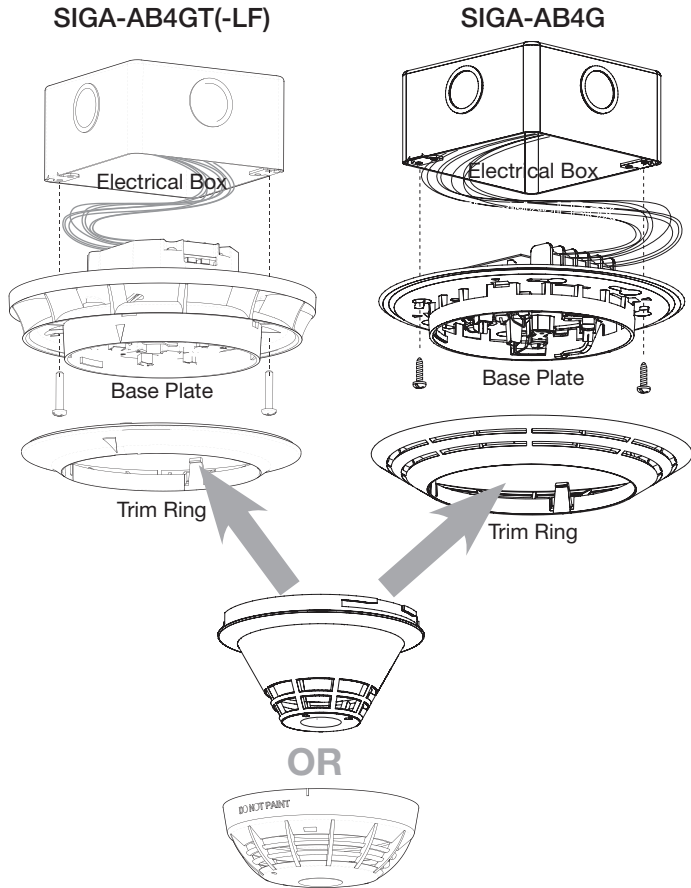
EDWARDS recommends that fire alarm systems and their devices always be installed in accordance with the latest recognized edition of national and local fire alarm codes.



Installation and Mounting

Flush Mounting

The sounder base flush mounts into 2-1/8 inch (54 mm) deep standard North American 4 inch square electric box, North American 4 x 4 inch octagonal concrete ring (mud box), and standard European 100 mm square electric boxes. The terminal block makes field wire connections fast and efficient. After wiring, a simple push and twist motion locks the Signature detector into the base.



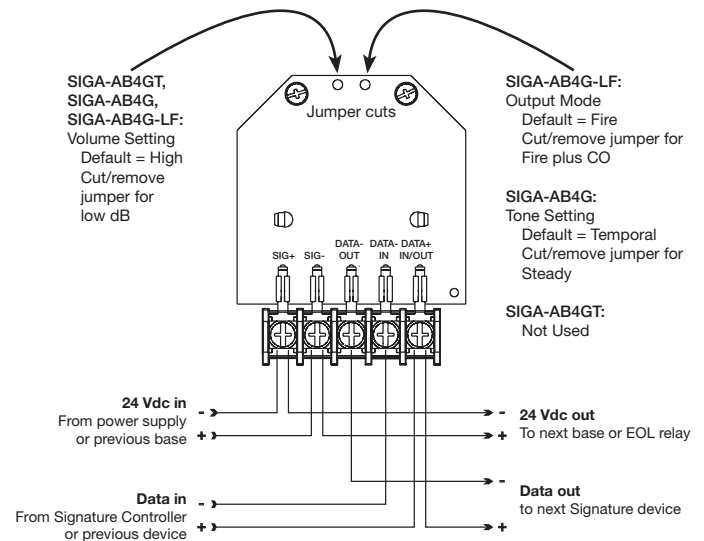
Surface Mounting



Optional Surface Box
(6.8" diameter x 1.8" deep)

AB4G-SB: When using the AB4G-SB surface mount box, install a reinforcing plate at every knockout. (Reinforcing plates are included with the box.) Remove the knockout first, and then slide the reinforcing plate into the plastic housing. After the plate is in place, install a conduit connector and nut (not supplied).

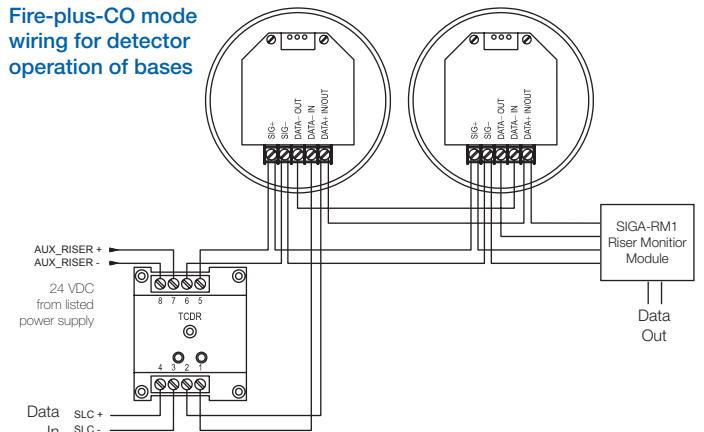
Configuration and Wiring



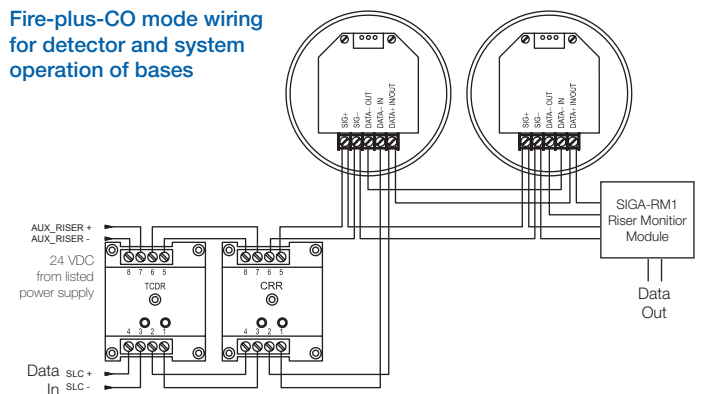
Typical Wiring, Fire-plus-CO mode

AB4GT, AB4G-LF sounder bases

Fire-plus-CO mode wiring for detector operation of bases



Fire-plus-CO mode wiring for detector and system operation of bases

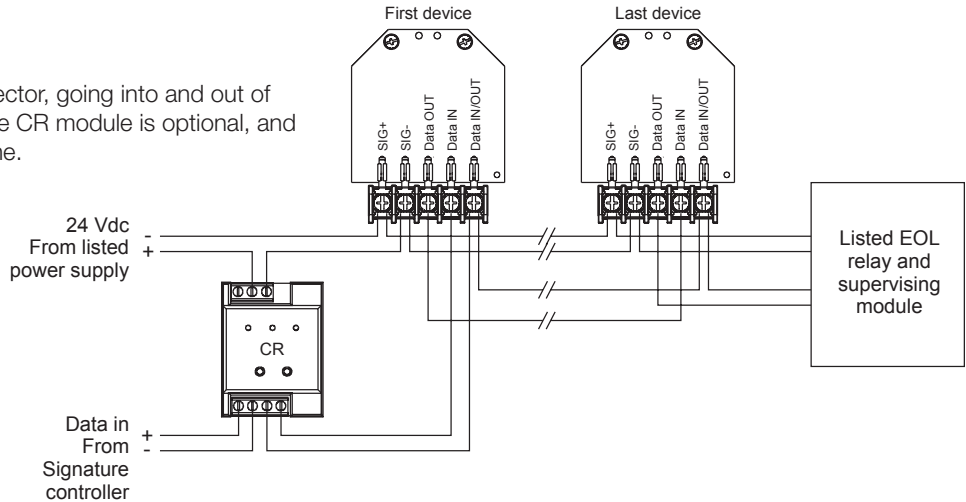


الاتحاد لأنظمة اطفاء الحريق والحماية
UNION FIRE PROTECTION

Typical Wiring, Fire mode
AB4G, AB4G-LF sounder bases

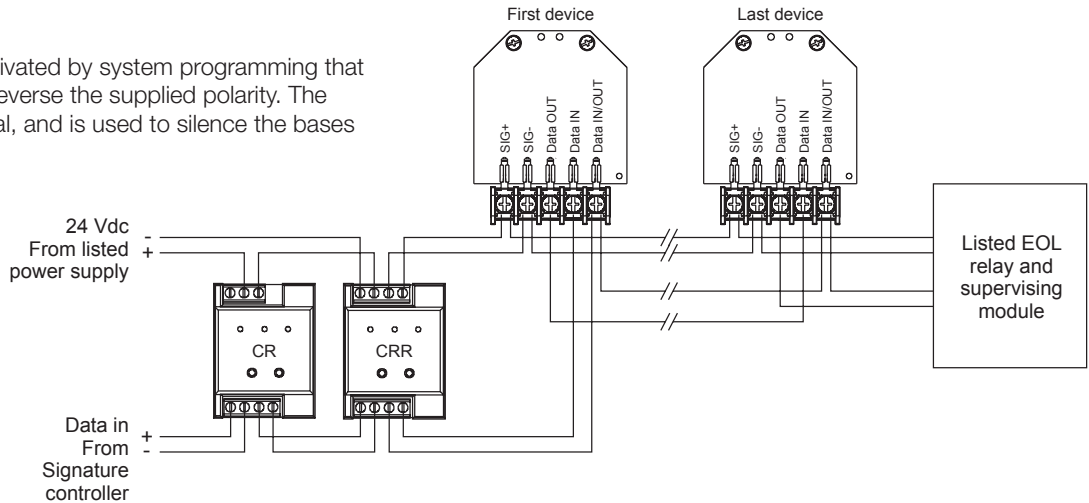
Detector operates the base

The base follows the state of the detector, going into and out of alarm with the detector. The Signature CR module is optional, and is used to silence the bases on the line.



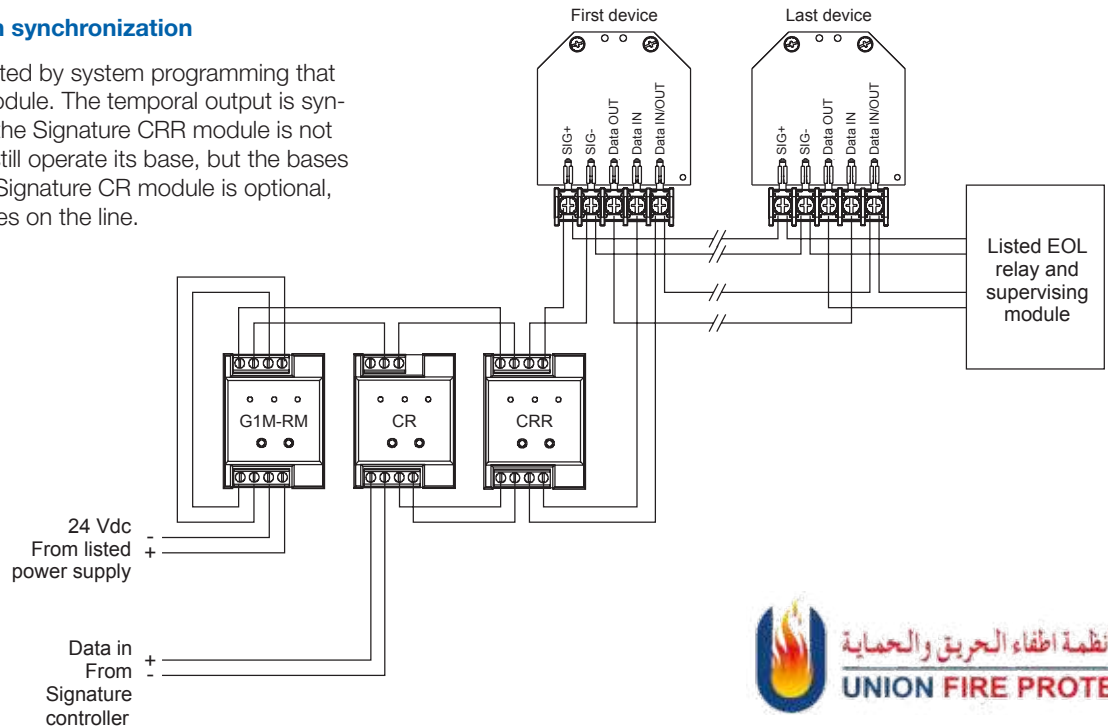
System turns on all bases

All bases on the line can be activated by system programming that triggers the Signature CRR to reverse the supplied polarity. The Signature CR module is optional, and is used to silence the bases on the line.



System turns on bases with synchronization

All bases on the line are activated by system programming that triggers the Signature CRR module. The temporal output is synchronized by the G1M-RM. If the Signature CRR module is not activated, each detector can still operate its base, but the bases will not be synchronized. The Signature CR module is optional, and is used to silence the bases on the line.



Sound Level Output, AB4G-LF

Signal	Low dBA	High dBA ¹
Nominal Sound Level ²		
Steady/T3/T4	83	87
Per UL 268, UL 521, UL 2075 (reverberant) ³		
TC3 (fire pattern)	76.3	80.8
TC4 (CO pattern)	73.0	77.4
Steady	80.9	85.3

Per UL 464 (reverberant) ³		
TC3 (fire pattern)	70.3	74.8
TC4 (CO pattern)	67.0	71.4
Steady	74.9	79.3

¹ For NFPA 72 and NFPA 720 applications, the high dBA settings can be used for public mode evacuation.

² Anechoic chamber @ 10ft

³ As measured in a UL reverberant room at 10 ft.

Operating Current, AB4G-LF

mA RMS UL/ULC ratings

Signal	Low dBA			High dBA		
	16 VDC	24 VDC	33 VDC	16 VDC	24 VDC	33 VDC
TC3	76.0	76.4	85.6	92.0	76.0	93.6
TC4	112.8	148.0	125.6	107.2	150.0	150.8
Steady	75.2	76.0	92.4	143.0	92.0	97.0

Sound Level Output, AB4G

Signal	Voltage	Low dBA	High dBA
Reverberant room per UL 464*			
Temporal	16 Vdc	71.5	78.1
	24 Vdc	75.5	80.7
	33 Vdc	78.5	83.1
Steady	16 Vdc	75.5	81.7
	24 Vdc	79.5	84.5
	33 Vdc	81.8	86.5
Reverberant room per UL 268			
Temporal	16 Vdc	77.5	84.1
	24 Vdc	81.5	86.7
	33 Vdc	84.5	89.1
Steady	16 Vdc	81.5	87.7
	24 Vdc	85.5	90.5
	33 Vdc	87.8	92.5

dBA = Decibels, A-weighted

*For UL 464 applications low dBA settings are for private mode only.

Operating Current (RMS), AB4G

Voltage	Low dBA	High dBA	Notes
16 VDC	17	28	VDC = Volts direct current, regulated and filtered
24 VDC	24	41	
33 VDC	31	52	
16 VFWR	41	48	VFWR = Volts full wave rectified
24 VFWR	51	60	
33 VFWR	60	66	

Sound Level Output, AB4GT

Signal	Voltage	Low dBA	High dBA
Reverberant room per UL 464 ¹			
TC3 (fire pattern)	16 VDC	80.5	85.2
TC4 (CO pattern)	16 VDC	73.9	77.5
Reverberant room per UL 268 and FM ²			
TC3 (fire pattern)	16 VDC	86.5	90.8
TC4 (CO pattern)	16 VDC	77.5	84.1
Sound pressure level per CAN/ULC-S525 ³			
Temporal	24 VDC	95	91
Steady	24 VDC	93	89

¹ For UL 464 applications, low dBA settings are for private mode only.

² For UL 268 applications, the high setting must be used for evacuation.

³ Voltage is regulated and filtered.

Operating current (RMS), AB4GT

Low dBA	High dBA
31 mA	52 mA



Contact us...

Email: edwards.fire@fs.utc.com
 Web: www.est-fire.com

EST is an **EDWARDS** brand.
 1016 Corporate Park Drive
 Mebane, NC 27302

In Canada, contact Chubb EDWARDS...
 Email: inquiries@chubbedwards.com
 Web: www.chubbedwards.com

© 2015 United Technologies Corporation. All rights reserved. Specifications subject to change without notice. EDWARDS is part of UTC Building & Industrial Systems, a unit of United Technologies Corporation.

Specifications

	SIGA-AB4G	SIGA-AB4GT	SIGA-AB4G-LF
Riser operating voltage	16 to 33 VDC		
Operating Current	See tables on previous page		
Supervisory Current	DC = 1.46 mA, FWR = 2.15 mA	DC = 1.46 mA	DC = 6.0 mA
Default Output Volume	High dBA		
Default Tone	Temporal	Fire: Steady or TC3; Fire-plus-CO: TC3 or TC4	
Resonant frequency	3.2 kHz		520 Hz +/- 10%
Temporal pattern	0.5 s on, 0.5 s off, 0.5 s on, 0.5 s off, 0.5 s on, 1.5 s off, repeat cycle	As determined by the SIGA-TCDR... Fire: Steady or TC3; Fire-plus-CO: TC3 or TC4	
Compatible detectors	All Signature Series detectors		
Compatible electrical boxes	AB4G-SB surface box for audible base; 4 in. square by 2-1/8 in. (54 mm) deep box; 3-1/2 in. octagonal by 2-1/8 in. (54 mm) deep box; Standard European 100 mm² box		
Wire size	12 to 18 AWG (0.75 to 2.50 mm²)		
Base diameter	6.8 in. (173 mm)		
Base height from box	0.8 in. (21 mm)		1.4 in. (35 mm)
Maximum distance from ceiling	Wall mount — 12 in. (305 mm)		
Environment type	Indoor only		
Operating environment			
Temperature	32 to 120°F (0 to 49°C)		
Relative humidity	0 to 93% noncondensing		
Storage temperature	-4 to 140°F (-20 to 60°C)		
Listings	UL, ULC, CSFM		UL, CSFM

Ordering Information

Catalog Number	Description	Ship Wt., lb. (kg)
SIGA-AB4G-LF	Low Frequency Sounder Base for CO and Fire Detectors	0.3 (0.15)
SIGA-AB4GT	Sounder Base for CO and Fire Detectors	0.3 (0.15)
SIGA-AB4G	Sounder Base for Fire Detectors	0.3 (0.15)

Related Equipment

SIGA-TCDR	Temporal Pattern Generator	0.2 (0.1)
SIGA-MCRR	Polarity Reversal Relay (Plug-in UIO module)	0.18 (0.08)
SIGA-CRR	Polarity Reversal Relay (Standard mount module)	0.2 (0.1)
SIGA-MCR	Control Relay Module (Plug-in UIO module)	0.18 (0.08)
SIGA-CR	Control Relay Module (Standard mount module)	0.2 (0.1)
SIGA-RM1	Riser Monitor Module	0.2 (0.1)
G1M-RM	Signal Master (1-gang remote mount)	0.2 (0.1)
AB4G-SB	Surface Box for Audible Base	1.0 (0.45)

